

maya




Paying via Maya

PAYMENT DETAILS

Process Payment for Reference Code	<input type="text"/>
Applicant Name	<input type="text"/>
Citizenship	PHILIPPINES - FILIPINO
Processing Fee	P 200.00
Documentary Stamp Fee	P 30.00
Payment Method	<div><input type="radio"/> GCASH</div> <div><input type="radio"/> Visa/MasterCard/JCB</div> <div><input checked="" type="radio"/> PAYMAYA</div> <div><input type="radio"/> LANDBANK LINK.BIZ</div> <div>Over-the-Counter</div> <div><input type="radio"/> DTI / TELLER</div> <div><input type="radio"/> SMART PADALA</div>
Total Amount	P 230.00

✕ Cancel Transaction

Resume Later 

Proceed Payment 

1. Once directed to payment details, select **Maya** under Payment Method and click Proceed Payment



@DTI.Philippines

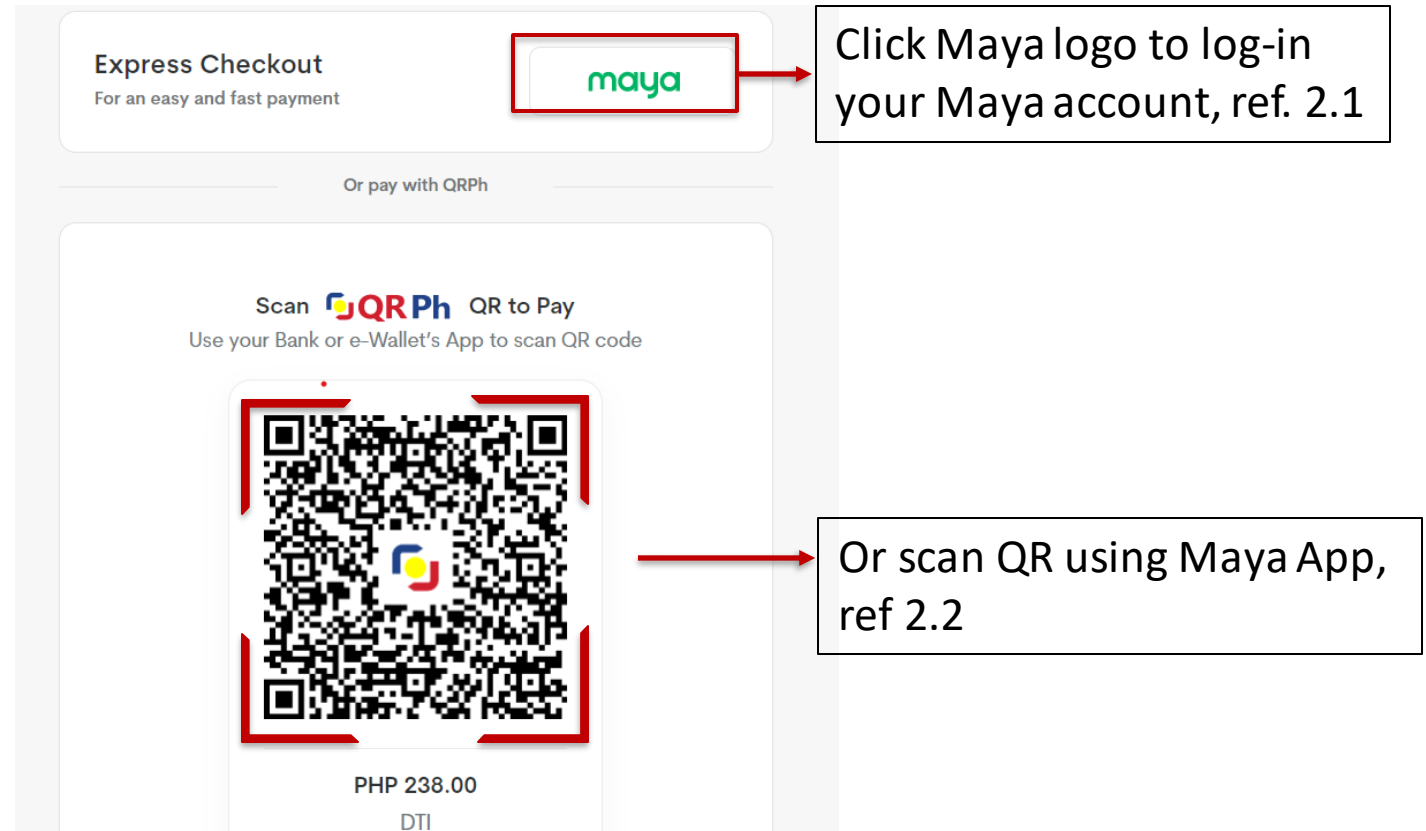


@DTI.Philippines



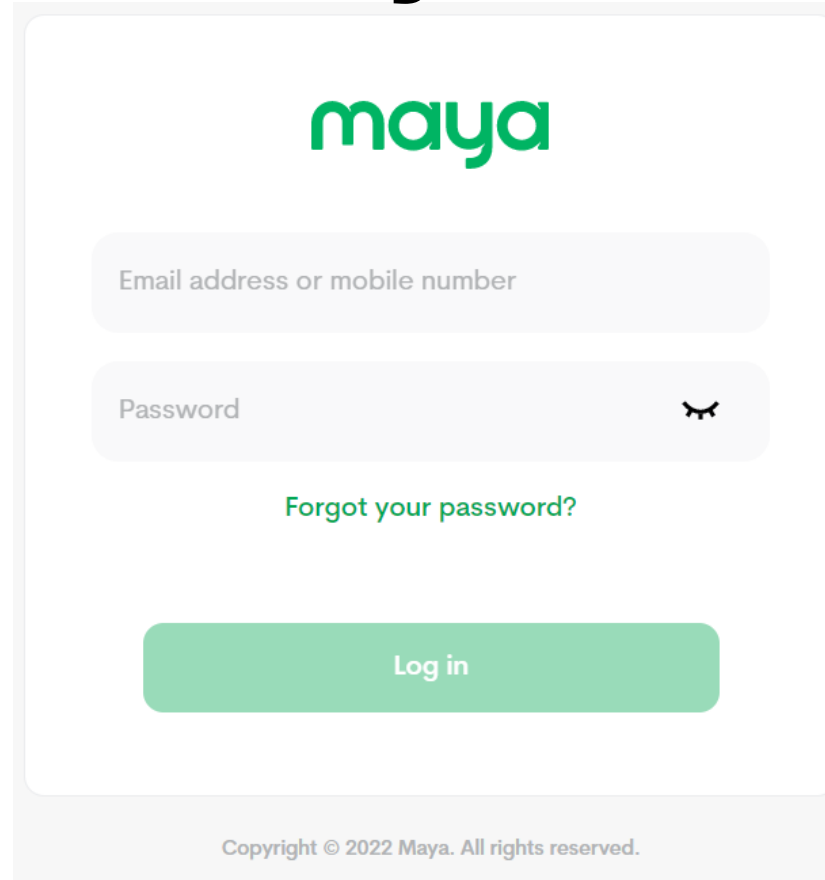
@DTIPhilippines

Paying with Maya



2. Click the Maya logo to log-in to your Maya account or scan the QR code using your Maya App

Paying with Maya



The image shows the Maya login interface. At the top is the 'maya' logo in green. Below it are two input fields: 'Email address or mobile number' and 'Password'. The password field has a small eye icon to toggle visibility. Below the password field is a link that says 'Forgot your password?'. At the bottom of the form is a green 'Log in' button. At the very bottom of the interface, there is a copyright notice: 'Copyright © 2022 Maya. All rights reserved.'

2.1 Enter your email or mobile number and password to log-in



@DTI.Philippines

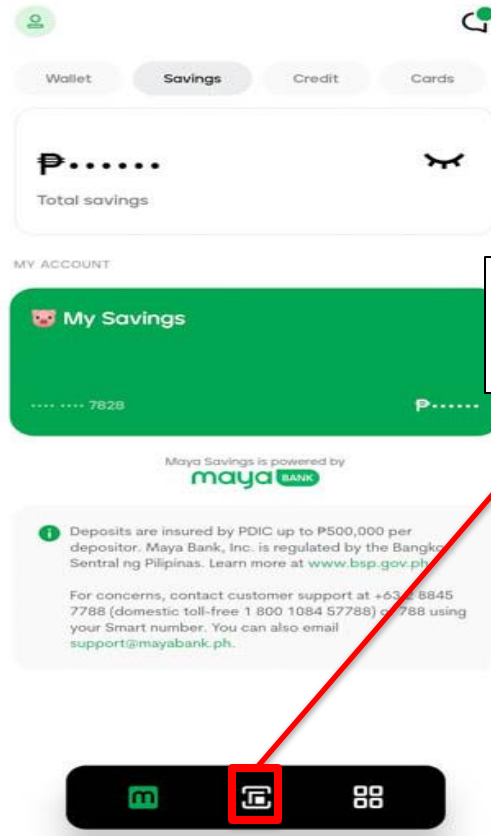


@DTI.Philippines

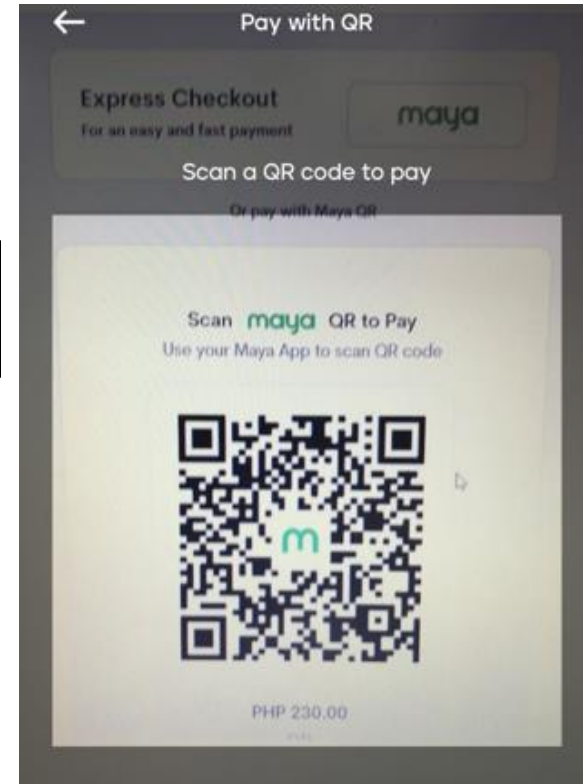


@DTIPhilippines

Paying with Maya

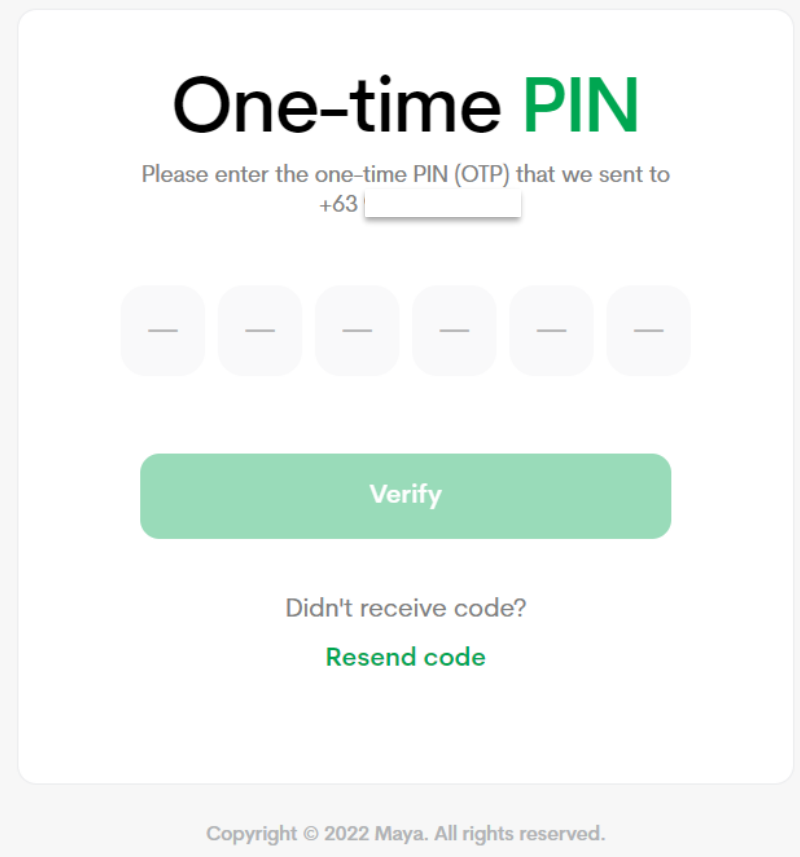


Click the SCAN QR button



2.2 Click the scan qr logo and scan the qr code.

Paying with Maya

A screenshot of the Maya One-time PIN verification interface. At the top, the text "One-time PIN" is displayed, with "PIN" in green. Below it, a message says "Please enter the one-time PIN (OTP) that we sent to +63" followed by a small input field. Underneath are six large, rounded square buttons, each containing a hyphen, representing the OTP digits. A large green button labeled "Verify" is positioned below the digit buttons. At the bottom of the form, the text "Didn't receive code?" is followed by a green link that says "Resend code". The footer of the form area contains the text "Copyright © 2022 Maya. All rights reserved.".

One-time PIN

Please enter the one-time PIN (OTP) that we sent to +63

— — — — — —

Verify

Didn't receive code?
[Resend code](#)

Copyright © 2022 Maya. All rights reserved.

3

Enter the OTP sent to your number and click “Verify”



@DTI.Philippines

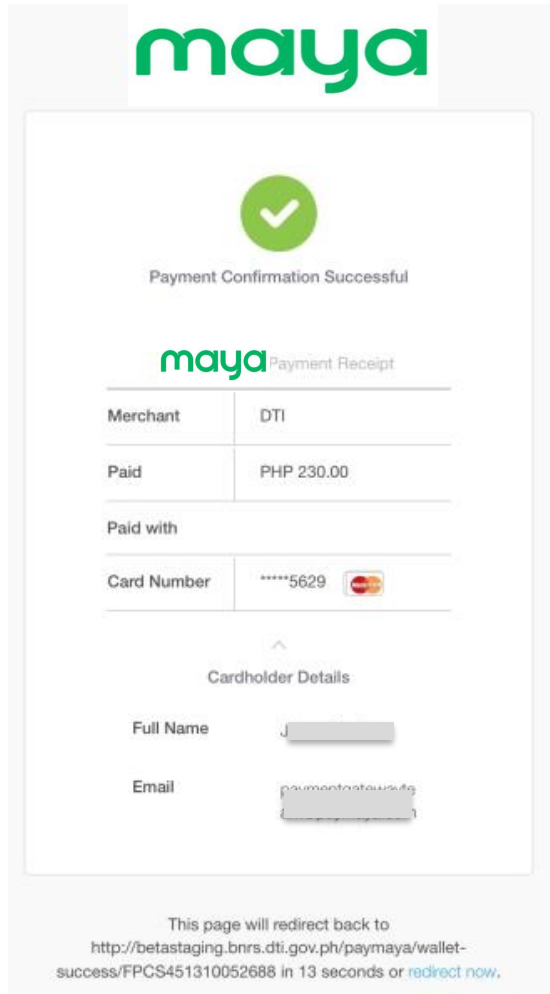


@DTI.Philippines




@DTIPhilippines

Paying with Maya



A screenshot of the Maya payment confirmation page. At the top is the green 'maya' logo. Below it is a green circle with a white checkmark and the text 'Payment Confirmation Successful'. This is followed by the 'maya' logo and the text 'Payment Receipt'. The receipt details are as follows:

Merchant	DTI
Paid	PHP 230.00
Paid with	
Card Number	*****5629 

Below the receipt is a section titled 'Cardholder Details' with two input fields: 'Full Name' and 'Email'. At the bottom, a message states: 'This page will redirect back to <http://betastaging.bnrs.dti.gov.ph/paymaya/wallet-success/FPCS451310052688> in 13 seconds or [redirect now](#).'

4. When payment is successful, you will be automatically be redirected back to BNRS where you will see “Transaction Status: Completed/Paid”



@DTI.Philippines



@DTI.Philippines



@DTIPhilippines

Thank you.



FOLLOW US
on your favorite social media accounts!



@DTI.Philippines



@DTIPhilippines



@DTI.Philippines



@DTI.Philippines



@DTI.Philippines



@DTIPhilippines

